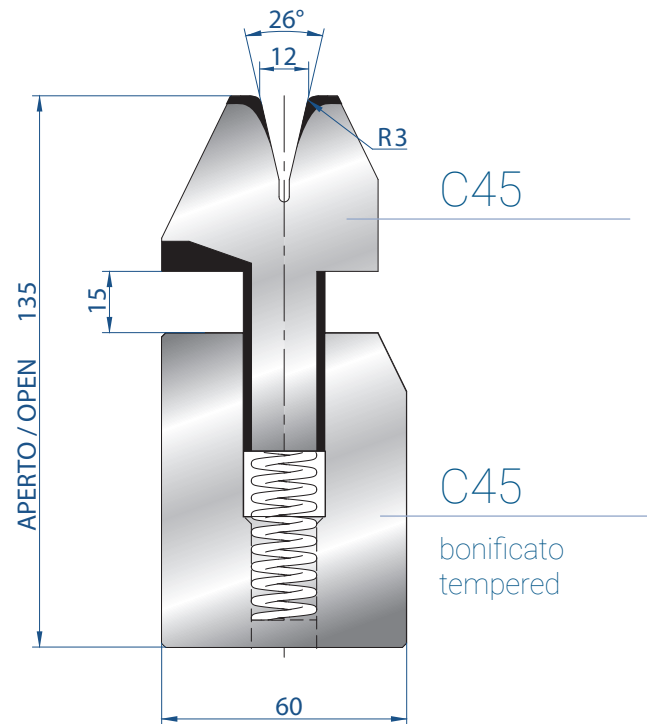


3038

**Spessore:**  
da 1,5 mm a 2,5 mm  
**Sheet metal thickness:**  
from 1,5 to 2,5 mm  
**Max T/m = 100**

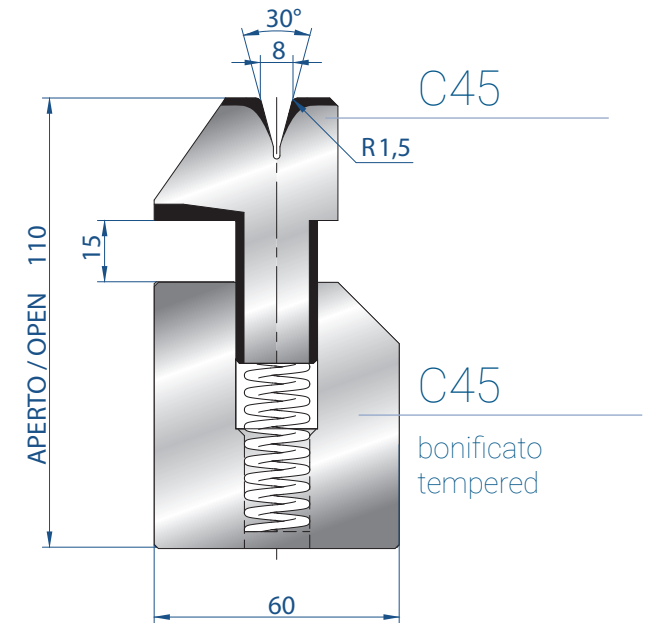
835 mm	42,0 kg
415 mm	21,0 kg



3040

**Spessore:**  
da 1,5 mm a 3,0 mm  
**Sheet metal thickness:**  
from 1,5 to 3,0 mm  
**Max T/m = 100**

835 mm	42,0 kg
415 mm	21,0 kg

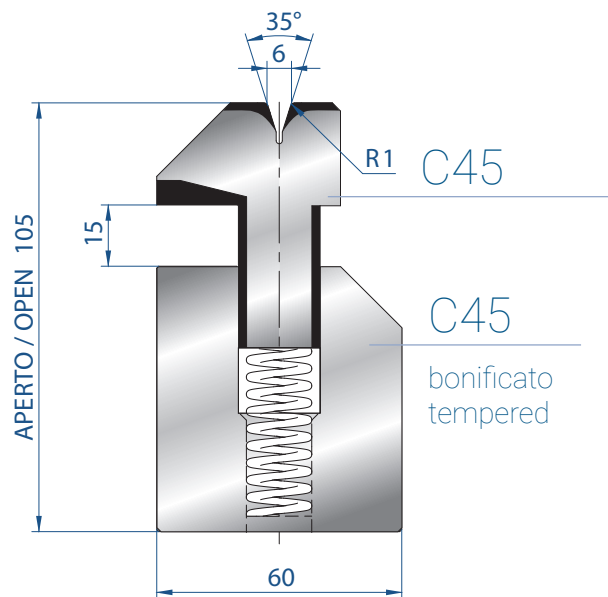


3041

**Spessore:**  
max 1,5 mm  
**Sheet metal thickness:**  
max 1,5 mm  
**Max T/m = 80**

835 mm	34,0 kg
415 mm	17,0 kg





3039

**Spessore:**

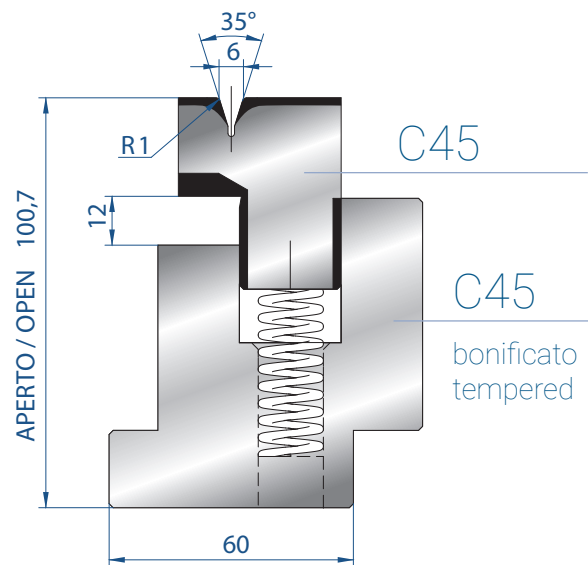
max 1,0 mm

**Sheet metal thickness:**

max 1,0 mm

**Max T/m = 80**

835 mm	32,0 kg
415 mm	16,0 kg



3037 / 6

**Spessore:**

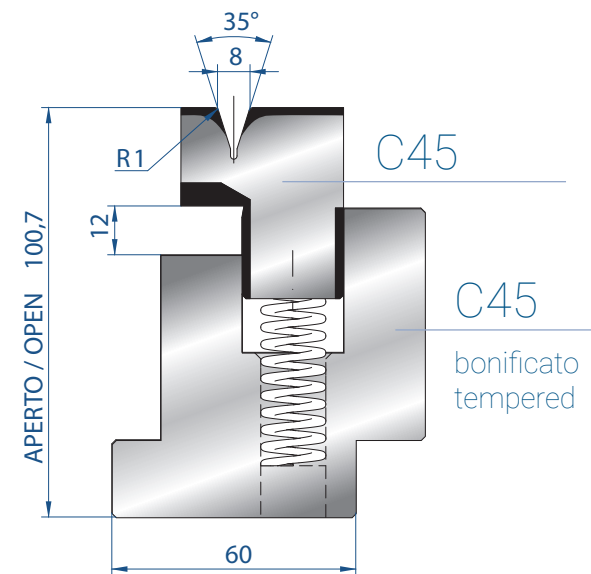
max 1,0 mm

**Sheet metal thickness:**

max 1,0 mm

**Max T/m = 60**

835 mm	34,0 kg
415 mm	17,0 kg



3037 / 8

**Spessore:**

max 1,2 mm

**Sheet metal thickness:**

max 1,2 mm

**Max T/m = 60**

835 mm	34,0 kg
415 mm	17,0 kg



**TONNELLAGGI PER SCHIACCIATURA**  
HEMMING POWER

Ferro normale R.45 Kg/mm<sup>2</sup> / Mild Steel R.45 Kg/mm<sup>2</sup>

S mm	A mm	Ton /M	2xS	Ton /M
0,6	3	9	1,2	23
0,8	3	12	1,6	32
1	3,5	15	2	40
1,25	3,5	17	2,5	50
1,5	4,6	22	3	63
2	5,5	30	4	80
2,5	6,5	55	5	90
3	8	70	6	100


Inox R.70 Kg/mm<sup>2</sup> / Stainless Steel R.70 Kg/mm<sup>2</sup>

S mm	A mm	Ton /M	2xS	Ton /M
0,6	3	15	1,2	35
0,8	3	20	1,6	50
1	3,5	25	2	60
1,25	3,5	26	2,5	80
1,5	4,6	38	3	95
2	5,5	50	4	130



4313

4,0 kg



Kit pneumatico  
Pneumatic Kit

	V	A	R	H aperto/open	Max T/M
<b>3038 PN</b>	10	26°	1,5	135	100

835 mm	42,0 kg
415 mm	21,0 kg

<b>3039 PN</b>	6	35°	1	105	80
----------------	---	-----	---	-----	----

835 mm	32,0 kg
415 mm	16,0 kg

<b>3040 PN</b>	12	26°	3	135	100
----------------	----	-----	---	-----	-----

835 mm	42,0 kg
415 mm	21,0 kg

<b>3041 PN</b>	8	30°	1,5	110	80
----------------	---	-----	-----	-----	----

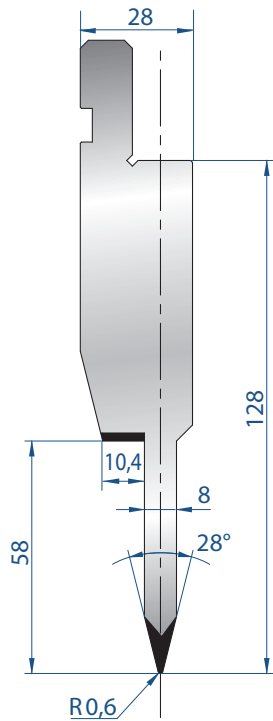
835 mm	34,0 kg
415 mm	17,0 kg



Raccordo d'ingresso  
Input connection

Raccordo intermedio  
Intermediate connection

Raccordo finale  
Output connection



1195

**Mat** = C45  
bonificato / tempered  
**Max T/m** = 80

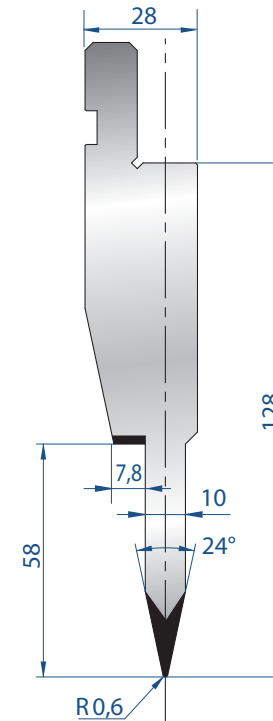
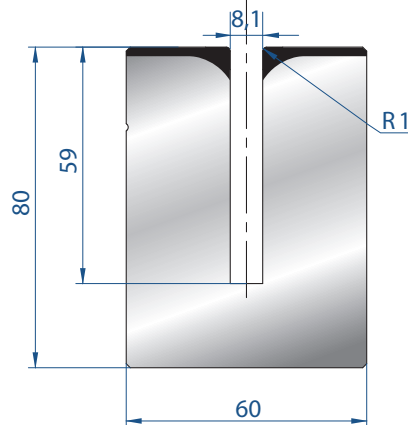
835 mm	17,0 kg
415 mm	8,0 kg
805 mm FRAZ. / SECT.	17,0 kg

Spessore:  
Max 1,2 mm Ferro  
*Thickness:*  
Max 1,2 mm Mild steel

3176

**Mat** = C45  
bonificato / tempered  
**Max T/m** = 50

835 mm	28,0 kg
415 mm	14,0 kg
805 mm FRAZ. / SECT.	28,0 kg



1196

**Mat** = C45  
bonificato / tempered  
**Max T/m** = 80

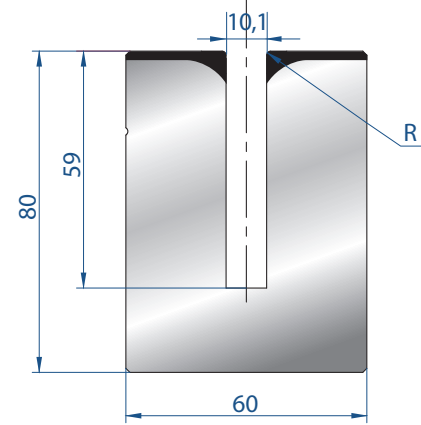
835 mm	18,0 kg
415 mm	9,0 kg
805 mm FRAZ. / SECT.	18,0 kg

Spessore:  
Max 1,5 mm Ferro  
*Thickness:*  
Max 1,5 mm Mild steel

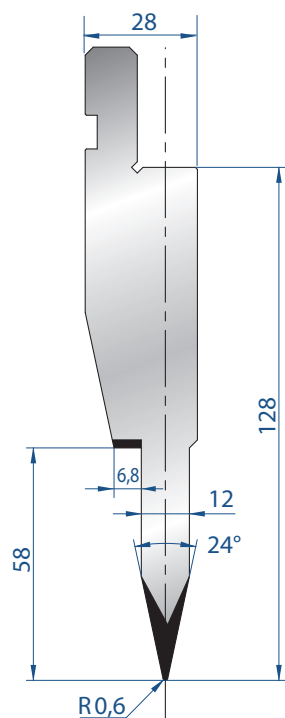
3177

**Mat** = C45  
bonificato / tempered  
**Max T/m** = 50

835 mm	27,0 kg
415 mm	13,0 kg
805 mm FRAZ. / SECT.	27,0 kg



835 mm -415mm - Frazionato / Segmented

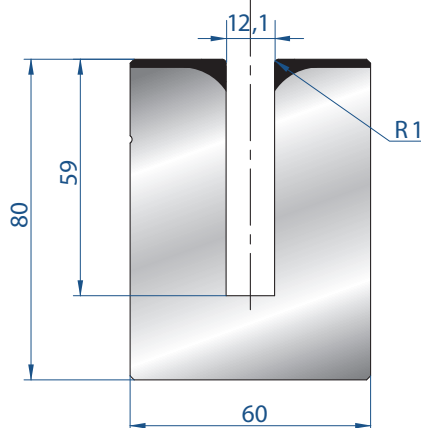


1197

**Mat** = C45  
bonificato / tempered  
**Max T/m** = 80

835 mm	18,0 kg
415 mm	9,0 kg
805 mm FRAZ. / SECT.	18,0 kg

Spessore:  
Max 1,5 mm Ferro  
Thickness:  
Max 1,5 mm Mild steel



3178

**Mat** = C45  
bonificato / tempered  
**Max T/m** = 50

835 mm	26,0 kg
415 mm	13,0 kg
805 mm FRAZ. / SECT.	26,0 kg

